

Zoom Video Best Practices

1) Zoom relies on strong internet connection.

Speed test: <https://www.speedtest.net/>

*For quality video chat in Zoom session, your internet service speeds should be in *10 to 25 Mbps download* speed range and at least *3 Mbps upload* speed for best results.

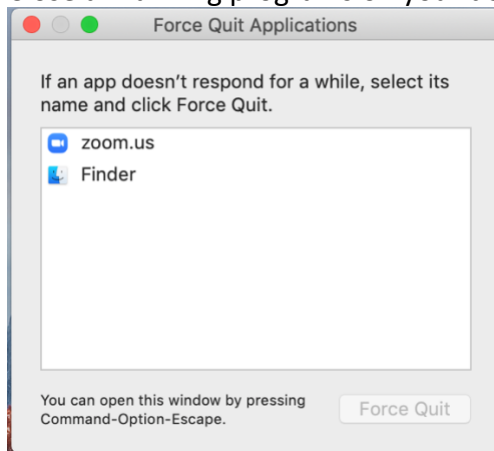
This article lists the requirements for using the Zoom desktop client on your computer:
<https://support.zoom.us/hc/en-us/articles/201362023-System-requirements-for-Windows-macOS-and-Linux>

2) If you are on WiFi:

- Move closer to router or plug in directly.
- Turn off WiFi on other devices that are accessing it in the household that are connected to WiFi.
- Try turning the WiFi off and back on again on your device.



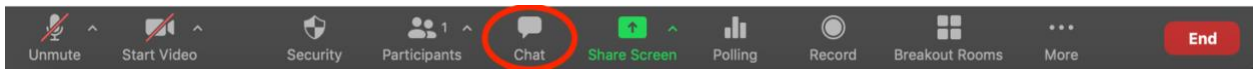
3) Close all running programs on your device. Only have Zoom open and functioning.



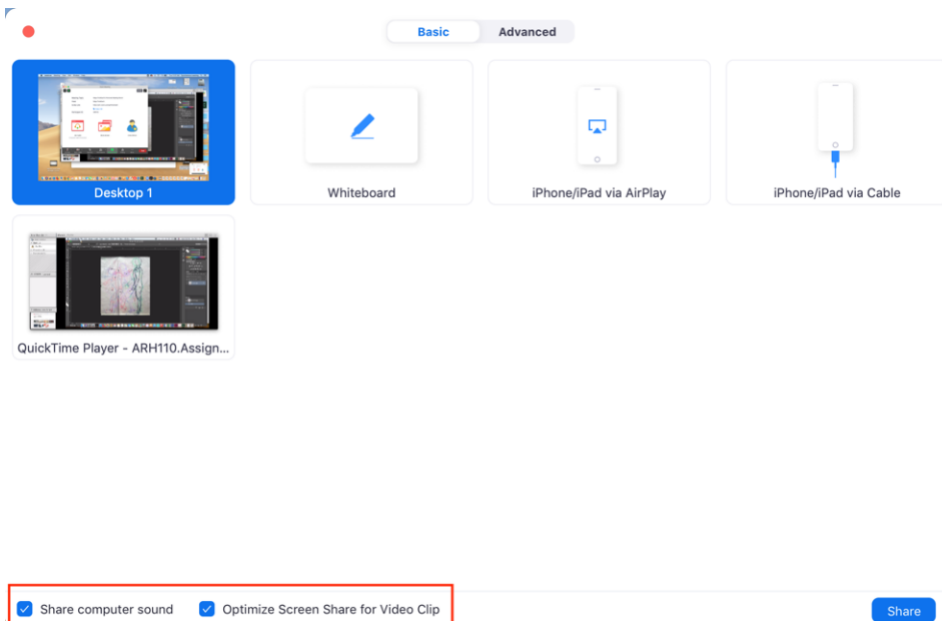
4) Ask participants to stop their cameras during the video.

5) Avoid using the Chat function in Zoom if your connection is not strong.

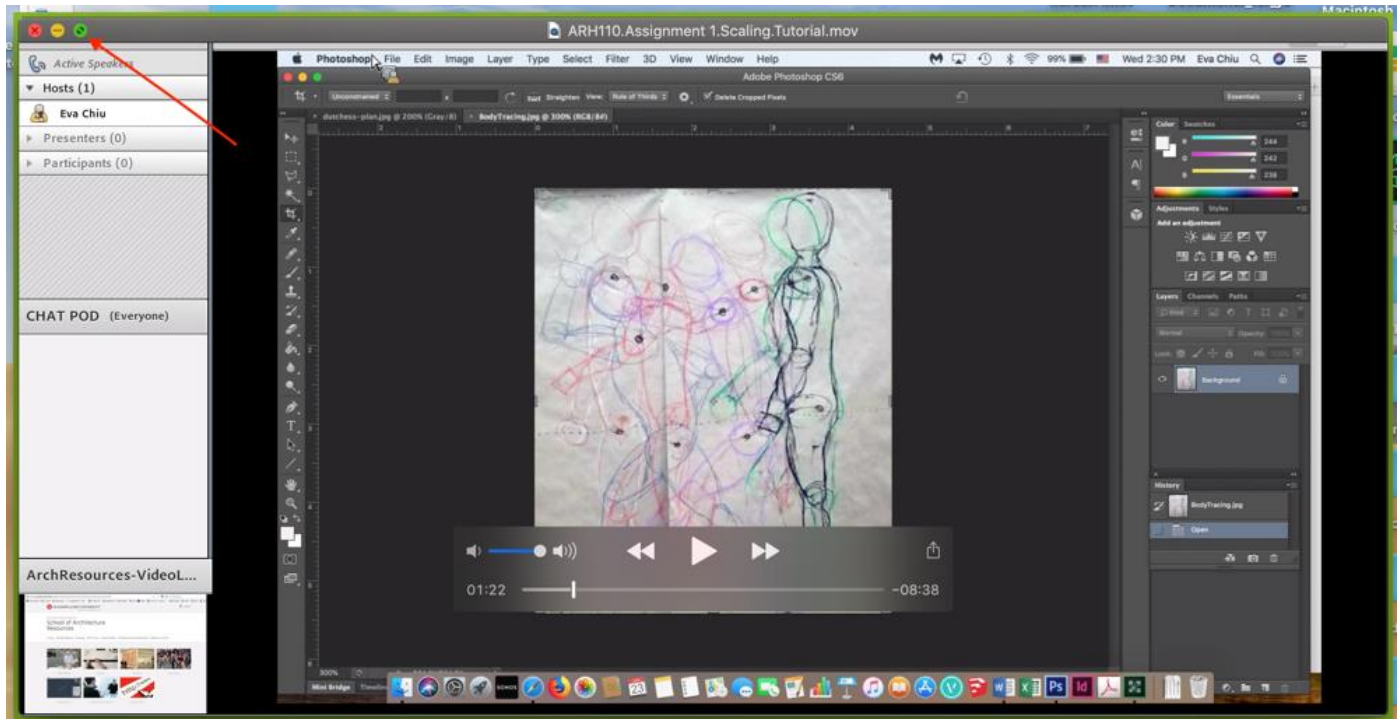
Note: Chat activity and file sharing in Zoom has also been known to slow video playback.



6) When sharing your video, checkmark **Share computer sound** and **Optimizing screen share for Video Clip** in the bottom left of your pop-up window, then click **Share**.



*Make your video FULL SCREEN when playing.



Ultimately, because internet bandwidth varies, the video(s) will not play the same for all participants in Zoom. You can do your best to setup your connection and device for a successful playback, but your participants could have a slower connection, i.e. the video may play perfectly for you but could lag for them.

As a back-up, we suggest having your video available as a clickable and playable link outside of the Zoom meeting, i.e. post video(s) in LMS prior to the class for students to view video(s) in advance for the best viewing experience. If the video playback quality in Zoom is not great for your participants, you can post the video link in the Zoom chat and have your participants mute their microphone, open and play the video independent of the Zoom meeting room, and return to the Zoom room to discuss. Though the experience is not synched, it could prove easier for all.